

LiyaBoard

Life

February/March 2020 | Vol. 1 | Issue 1

Pilot Issue

send a
letter to
the editor
pg16

Editor's

Blog
pg. 7

Sarah's

Salty

Sailor

Poetry
pg. 26

+ recipes

for the

high seas

pg33

LIVABOARD

LIFE



LET'S GO PLAY!

Contents

February/March 2020 | volume 1 | issue 1

Join The Community..... 5

To & From LL 6

Editors blog.....

Letters & replies.....

Reviews & Interviews..... 18

Attention WestMarine Shoppers.....

Creative Collections..... 22

Sarah's Salty Sailor Poetry.....

Galley..... 30

How to make cereal For those mornings.....

On the cover



How to make cereal For those mornings.

Sarah's Salty Sailor Poetry

Send a letter to the editor

Editor's blog

Credits

February/March 2020 | volume 1 | issue 1

Livaboard Life made
possible by:

chief editor

Sarah Dayton

Production

publisher: Sarah Dayton

Publishing manager: Sarah Dayton

Sales manager: Sarah Dayton

Arts & Photography

Art director: Sarah Dayton

Photography director: Sarah Dayton

Advertisement manager: Sarah Dayton

Livaboard Life publishes bimonthly and occasional special edition issues. Reproduction without written permission is strictly prohibited. For assistance with subscription details, contact us at Livaboardlifemag@gmail.com, call xxx-xxx-xxxx, or mail to po box xxxx Boise ID xxxxx-xxxx. Visit Livaboardlifemagazine.com for more information.

JOIN
THE
LIVABOARD
LIFE
COMMUNITY

follow us! @livaboardlifemag

visit

LivaboardLifemagazine.com



We always reply!




TO
AND
FROM
LIVABOARD LIFE

Blogs and letters to the readers, from the Livaboard Life editor. Letters and questions from readers answered

EDITOR'S BLOG

Blog by Sarah Dayton

I don't even know where to start with this blog because it's been so long. I don't even know what I last talked about. We went all the way as south as la Cruz but that was a while after the last blog post. It took us a while and a lot of stops. We met loads of people and saw tons of cool things. When we got as far south to la Cruz we discovered a kids club run by a sweet lady named Katrina. We did all sorts of fun things like overnight beach camps, trash-boat races, morning runs, and coconut hunting, planting things, cleaning things, and puppies. I got to name one! There is an ampa-theatre there and so many seminars and classes in the cruisers lounge. I can't really remember much of our stops and I certainly can't remember the order in which we visited. I think the last post was about San Juanico but about the first time we were there. It was cool to go back, but we went from la paz I think. We spent some time in the islands near la paz with a few fellow fleets peoples and soon headed off to san juanico. When we got there we updated our shrine tree hanging and had an awesome cruiser bonfire. We played games, music, and told lots of salty sea stories. It was a little disappointing to find



that Jake and I were the only kids but that didn't stop us from having fun with all the old coots. About a day later a group of us went to land to find this old farmish place to ride mules. It was fun but of course I got the slowest one. When we were almost done, one of the leader dudes let me ride his fast mule so I could get it to run. That was one of the coolest things I've experienced! I don't know if I've mentioned it before, or not but in la paz we got to help the church out with letting some disabled kids ride horses. After everyone left we all got to ride them too! We took a stop at San Carlos somewhere in our timeline. I met this kid named Carson on Bloom and a few kids on shonnagan. There was a restaurant called hammerheads that we went to a lot. Just south of San Carlos is a city called Guaymas. In the town part, we found a cute little restaurant called Doney's. A little more south than that was Mazatlan where we went to the funest carnival, like, ever. Ok maybe it wasn't that great but we all dressed up super fun, and walked around town seeing all the markets and the mariachi bands. When we were in Mazatlan we met a few kids on towamish and a couple of others on Anelia and even a couple on the answer. I know right, so many kids in one place! At the marina we stayed at, there was two pools one of which was 10 feet deep and had a cave that leads to another pool. There was a waterfall you could jump off of and two waterslides! We went to La Paz a few times



But I couldn't say when. Even further south, we got to Puerto Vallarta and had Christmas there. Just a tiny bit north of Puerto Vallarta is where la Cruz is. When we were in la Cruz the third time, we saw an ad for a boat that was both in our budget zone and could accommodate all of us but it was a bit bigger so we decided to go see it. We crossed the sea back over to la paz and got the boat and fixed it up there over a period of around three months. In those three months I met a lot of boat kids at the cruisers club and we became members so we could use the wifi and do other fun things too like be in the carnival parade. After fixing up the two boats we then owned, we found someone to help us get them both back across the sea to Guaymas to put the little one on the hard and get settled onto the big one. Oh, I just realized that I forgot to say that the year before, we all took a bus up to America because my dad was going to assist someone deliver their boat to Hawaii. He never ended up doing it so we just spent the rest of the summer visiting family. Anyways, my mom wanted to go back up to Washington to work a bit but after a couple of months without her on the boat and a few million degrees of heat, the rest of us thought it best to go up and stay for the hurricane season anyway. We spent most of our time at a little lake/campsite living in a tent on some family's lot, which was fun because it was summer. I met a lot of kids there and even befriended

a few family members I didn't really know before. Near the end of the summer we got a cabin at the lake, so we had our own place to stay. After a long end of summer we left back down to Mexico in our car we got the summer before. On the way down it snowed in Nevada and we stopped in Oregon to meet a family we knew online for a while. They have three kids named Maggie, Lillie, and Isaac, ages 14, 12, and 6. We spent about a week in Arizona visiting my brother and his family but staying in a hotel. At the hotel, there was a little barbecue area beside the pool where we had dinner one night with the Schaefers and my sister Crystal. When we decided to leave, we took our car and the Schaefers took their truck and we drove down to Mexico. I watched a lot of movies on the road trips. When we got back to the boats, we got Habi Hobita ready to put back in the water and we had pizza in the boat yard. After getting the boat back in the water, we drove it over to the marina that Habi Hobita was in. The Schaefers are staying on Habi Hobita to see if they want to live on a boat or not. While we stayed in the marina for maybe two months waiting for some people to finish the soft spots on the deck. They started painting the deck a few days ago and today we are taking Habi Hobita to San Carlos to put it on the anchor. We are going to take this boat to San Carlos tomorrow when they finish painting the deck. While we were here I met a kid named Clover and she was fun. Well, I guess that's all that really happened since last time so have a great day!

Sarah G Dayton

Chief editor



 @sarah._dayton

SUBSCRIBE
TO
LIVABOARD LIFE
FOR
MORE
EDITOR BLOGS

Chief editor

@sarah._dayton



LETTER FROM A READER

**Dear Editor, Wow first of all, I'm your BIGGEST fan and I hope in my wildest dreams I'll have the wonderful chance to meet you some day! I can't even believe this letter made it to you in the first place. I've read almost every page of all of your magazines, from cover to cover and I'm truly and honestly impressed. I admire you and your works. Your first-hand experience is inspirational and I just wanted to say thank you for being you. I hope you consider featuring me in your next issue. Your biggest fan ever in the entire world,
Olivia Lewis**

REPLY LETTER FROM THE EDITOR

Miss Olivia Lewis, I appreciate your enthusiasm about my well written magazines and I'm glad you are entertained by my issues. I will be most joyous to host a meet and greet one day so I will consider planing the event. Thank you for suggesting the idea. I'll be sure to feature your letter in next months magazine so stay tuned and maybe someday I'll get to meet my biggest fan.

**yours,
Livaboard Life Editor**

LETTER FROM A READER

Dear Martha, How is one common person supposed to make an income that can sustain one's self or even a whole family in such a lifestyle? That is my question to you. I'm aware that many individual people have their own ways, but I could use some guidance towards some ideas.

**Yours,
Oliver Lewis**

REPLY LETTER FROM THE EDITOR

Dear Mr Oliver, There are an abundance of options for those looking to travel but don't know how to keep the cash flowing along the way. Some travelers have come to the simple conclusion of becoming snowbirds so they can go home and work at the end of a season.

Others find more creative or mobile professions such as starting a YouTube channel, writing books, crewing, captaining, mentoring, or finding a fun job anywhere in the world. There are lots of people that start their own online or offline businesses by selling products or accepting donations from friends and fellow travelers. Some use their experience and find it easy to gather funding from driving other boats to their destination or teaching the owners how to do it

themselves. A mentor can Share their wisdom on the pages of a book or in a class or in many other ways. When people travel to other countries, they can choose to get a work visa to make money on their adventure. With this kind of visa you can pretty much get any job, short or long term. You can even find a way to do more than one thing to make an income.

You just have to figure out what you think you'll like the most. I sincerely hope I managed to answer your question. Yours,
Livaboard Life editor

ASK LIVABOARD LIFE

Send in questions!

Livaboard Life is debuting an ask LL column where we answer the questions you ask us. go ahead and shoot us any questions you have and we'll answer them to the best of our abilities in the next issue.



Send an email or letter or simply dm @livaboardlifemag on Instagram

keep track of all
your
numbers

with the

Pocketbook

Traveler's
Phonebook



REVIEWS AND INTERVIEWS

A virtual tour of Marina De
La Paz and a detailed review
of West Marine by Sarah
Dayton

Attention westmarine shoppers!

A review by Sarah Dayton

Is Westmarine really any better than other marine stores? There are many good and bad attributes of Westmarine. It is a fundamental store in the recreational boating community and they have great stuff, however, they have very high prices for their products. One of the best things about this store is that you can shop in the comfort of your own home by going to their website and ordering what you want off the internet. Another great quality about Westmarine is their wide range of good quality name-brand products. I think that most things they sell are pretty long lasting and useful. Westmarine also has great customer service which is a plus for their business. The employees at Westmarine are very helpful and kind to their customers which makes the shopping experience so much easier. If the store is out of some item they will order it for you to come and pick up later. Sometimes they can overcome their overpricing problem by price matching.

If other stores have less expensive things and Westmarine has the same things but for more then they can lower the price for you to once again make your shopping experience better. With great quality comes outrageous price tags. In my opinion I think the prices of the products Westmarine sells are a little much. Some things are OK priced but other high-end items are quite spendy. I know from experience that not every boater is loaded with money to spend on the fancy shmancy Westmarine stuff. In fact, most weekend sailors for example, are a little short on funds and try to find the cheaper stores. Sometimes Westmarine is the only option so it is where we end up going. Our wallets won't thank us for that later. In conclusion, Westmarine sucks... but it is a life saver in the long run. It has it's goods and bads just like any store, luckily this store has mostly goods.



frigidworks

Color Changing Bottom Paint

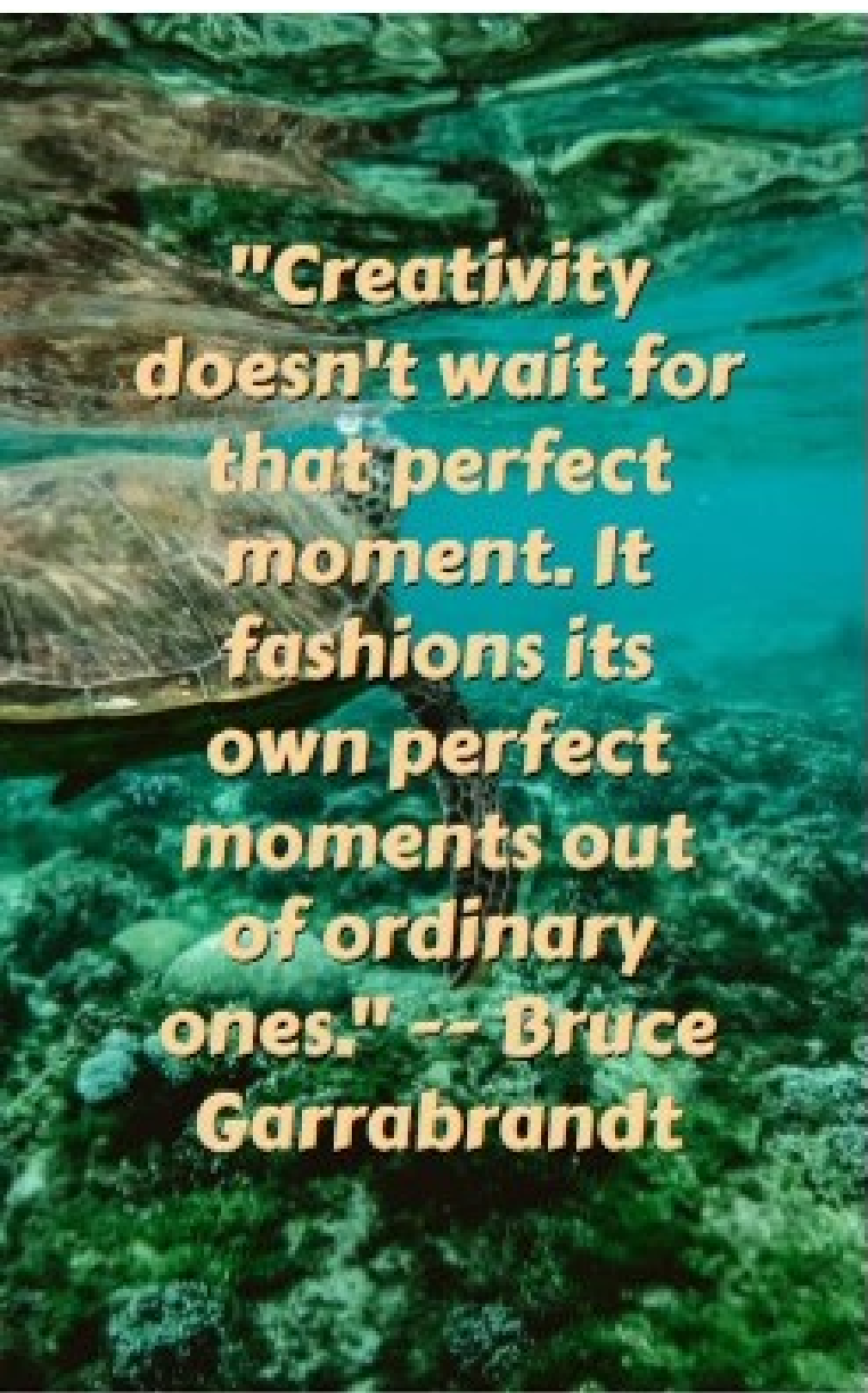


looking for a change?
Grab a can today!

CREATIVE COLLECTIONS



Creative works sent in from
all over. Anything from
poetry and creative writing
to paintings and ballads



**"Creativity
doesn't wait for
that perfect
moment. It
fashions its
own perfect
moments out
of ordinary
ones." -- Bruce
Garrabrandt**

SARAH'S SALTY SAILOR POETRY

A collection of all kinds
of poetry comprised by
Sarah Dayton

Sailing is...

Acrostic by Sarah Dayton

Super

Awesome

Intriguing

Lifestyle

Involving

Navigating

Globaly

send us your own llvaboard life themed art work to see it featured in creative collections and maybe even on the cover!

**A kidboat
cinquain**

by
Sarah Dayton

Sailing families give other kidboats opportunities to make friends while traveling

Chilly Spring Waters

found poem by Sarah Dayton

On a hot day when the heat blanketed the air
The waters were striking
and the lady was fair.
She balanced at the edge of a sparkling spring
she stepped a little closer
and leaped right in.
She swam up to the surface and let out a sigh.
The chilly spring waters always felt so nice

Little Timmy

A Immerick by Sarah Dayton

With nothing to do in the heat of the day
little Timmy skipped down to the quay
He had seen a fish jump
then sat on a stump
and watched the little fishy swim away

Mossy hermit rocks

free verse poem by Sarah Dayton

Slimy, mossy rocks sat
on a white sandy beach.

They were home to a hermit crab
i could easily reach.

I stepped into the water, so frigid it was.
My toes touched all the swaying green mush.

The wind in my hair, so clean and nice.
I walked on that beach all through the night.

Everyone makes mistakes

A senryu by Sarah Dayton

Everyone makes mistakes.
I detached the cord from the
generator. oops.

chilly morning moon

A haiku by Sarah Dayton

A chilly morning moon
casts a glow on the ripples
of the salty tide

**Send us your own
art work and get
it featured in the
next issue of
Livaboard Life**

Email your work to
livaboardlifemag@gmail.com or mail
it to us at
Po box xxxx
Boise ID xxxxx-xxxx

Life Raft Go Kit

a must have on any boat



get yours today!
It's a lifesave

THE

GALLEY



Boater friendly
recipes and menu
ideas.

HOW TO MAKE A BOWL OF CEREAL

A simple step-by-step recipe by
Sarah Dayton

Hi, there all you avid cereal eaters! This article is going to be like no other because I will be showing you how to make some super-crunchy and filling cereal! I'm sure most of you are eyeing the livaboard lifestyle but I'm going to tell you one thing... Truthfully, this lifestyle is great for the lazy bunch because when you are low on dinner ideas or the restless anchorage waves are keeping you up at two in the morning, the best thing to do to resolve whatever problems you face, is to make a simple bowl of cereal. I know from experience that cereal is like a chill out food in an otherwise hectic day. As an extra little sprinkle on top, I'm going to be giving you a list of my favorite cereals to get you started on your cereal journey. Now, on with how I make my best gourmet cereal for one!

What you might need: 1) Bowl ~ to hold the food 2) Spoon ~ to munch on the food 3) Package/box of cereal ~ ingredient (for ideas as to what cereal you would like to use, scroll down to my favorites) 4) Milk ~ ingredient (it doesn't matter what percent the milk is but I prefer fat free) 5) Scissors ~ optional (to open a new package of cereal)

Directions: Set your spoon to the side for now. (If necessary) Use scissors to cut the top off of the dry cereal package to open it. Once the package is open, pour the dry cereal into the bowl until it is about an inch from the brim. Remove the cap or cut the seal of the milk and pour into the bowl of dry cereal until you can start to see the milk fill around some bits of cereal or for about five seconds. Take the spoon you set aside and slip it into the cereal. There should be no need to stir. Your cereal is now ready to enjoy! Thank you for reading my thoroughly detailed and hopefully helpful article on how you can make your very own cereal! I hope you enjoy your cereal and learned from this article. If you would like to check out more of my amazing recipes then head over to my website www.websitename.com. If you found any mistakes or have something to say about my article then feel free to email me at my website. As promised, here is a short list of all my favorite cereals...

SUGAR CEREALS

Lucky Charms
Cinnamon Toast Crunch
Life
Fruity Pebbles

HEALTHIER CHOICES

Raisin Bran
Honey Cheerios
Honey bunches of oats

LIVABOARD LIFE



