


**JUNE**  
**2018**



## **THIS MONTH:**

**'LETTERS TO THE EDITOR' GETS BRUTAL!**

## **CHECK IT OUT!**

- We have an exciting NEW serial column!

*THE ROSY CHRONICLES*

- DEAR MARTHA,

What about BROADWAY?

# Featured ARTicles



- **LETTERS TO THE EDITOR- 2**
- **OLD SOUTH RESTAURANT REVIEW-3**
- **LOST IN THE SPOTLIGHT (a poem)-4**
- **THE ROSY CHRONICLES PART 1 -5★**
- **LET THEM EAT CAKE!-7**
- **PIANO -11**
- **DEAR MARTHA ADVICE COLUMN-12**
- **THE CHOIR (a poem)-13**
- **COR (a limerick. With special thanks to C.S LEWIS)-14**
- **KIDZ CREATE!-15**
- **WORD SEARCH!-16**
- **MAKING HISTORY-17**
- **INFO, ANSWERS AND ACKNOWLEDGEMENTS-18**

---

★ **NEW SERIAL!**



## ZUT ALORS!

PIERE'S PENCIL IS  
MISSING! CAN YOU FIND  
IT?

# LETTERS TO THE EDITOR!



Dear Editor,

I've written to ask you how much of your job you really do.

Some pretty uncensored things have gone into the contents of your magazine, namely the Kids Create column. Now don't say,

"Oh, they're just kids! How dare you!"

Some of the things I've seen in there give me nightmares! One of your little "artists" drew a horrifying picture of a T-rex biting a unicorn's caboose off! It was the most terrifying (not to mention CRUDE) thing I'd ever seen! Think of all the young minds you're poisoning!

Please!

Sincerely,  
JK

JK,

Thank you for all of your wonderful insight on how to do *my* job. It was most enlightening. Though we cannot meet your requests, we can assure you that I will try to do a better job of editing the submissions. Thank you for your feedback.

Sincerely,  
The Editor



**NO MORE BAD HAIR DAYS!**  
For Amazing Hair Every Day

try

FIX-o-MATIC HAIR-a-MILLION ROBO-STYLE

**3000!**

Great Styles For Every Occasion!

-Shampoos!

-Conditions!

-Dries!

FOR ONLY 5 EASY PAYMENTS OF 29.99!

**Get Your's TODAY!**

**CALL 555-555-1234**





# OLD SOUTH RESTAURANT

It may not look like much on the outside, but on the inside it is a wonderful oasis of the best home style southern cooking around. When you walk in the front door, you get a heart warming smile from the employees who treat you like family. In the front room there are multiple seats from tall tables, to short four seaters, and a counter bar. In the back room a line of tables stretches through the center of the room with booths surrounding them.

You feel like a child visiting Grandma at Christmas time. Southern wisdom lines the walls, pieces including: "I love you like biscuits and gravy." And, "If life gives you lemons squeeze them into your sweet tea and thank God you're southern."

The specials menu is located on a whiteboard at the far end of both rooms. The service is just too amazing to put it to words! Have you ever felt that at certain restaurants the employees have a script? You don't have to worry about that here! Everything they say comes straight from the heart. Even the owners ask you how you are doing and chat for a while. All you'll hear is talking, patting on the back, and laughing from every table, seat, and booth. Families, friends, and people that just need someone to talk to, all in one place, at one time.

Though not exactly served on a silver platter so to speak the food is a gift from heaven. It's authentic southern cuisine just like Ma used to make. (And you never have to wish that Ma was a better cook!) From Meatloaf to Pinto Beans to Cornbread; it's all you'll ever need to feel like home away from home. Their world famous sweet tea is steeped to perfection and served with a lemon wedge. It is that perfect, rich, sweet tea that you might see in an enticing commercial.

As you finish off the meal with some of their legendary banana pudding remember what all you've experienced; the people you've met, the things you've seen, the delectable foods you've tasted. And most of all remember that you're always welcome home.



# LOST IN THE SPOTLIGHT

When I was young I was in a play,  
Mary Poppins to be exact,  
At practice I was left one day,  
All the halls were dimmed black,  
Thankfully I knew my way,  
Through those corridors,  
And found my friends who had been left,  
Though their mothers unaware,  
We laughed and talked,  
We skipped we sang,  
Until our rides pulled up and we all  
drove away,  
And although I was annoyed,  
I was thankful for my friends,  
And the company we enjoyed.



**RX ONLY**  
**MAY CAUSE SPONTANEOUS**  
**COMBUSTION**



**SATURDAY  
FEBRUARY 10  
\$5.00**

**Student Worship Center**  
Doors open at 6:30pm • Show begins 7:00pm

**Children 3 and under are free**

Due to strict copyright regulations,  
absolutely no videotaping will be allowed.

# THE ROSY CHRONICLES



## PART 1: THE DAY DREAM

***If imagination truly is a form of knowledge, Rosy was of the most intelligent bunch. Being of young age her days were full of excitement and wonder. Even her best friends envied her sense of both creativity and logic. She was a high-spirited little girl with a strong will and passion for her strengths. She was also tall for her age and had short blond hair as curly and frizzy as her personality.***

***On one particular day in early spring Rosy was swinging in her backyard on a wooden play ground that looked as if it could tip over at the slightest touch. It creaked with every tilt of the swing which had taken up the steady beat of a metronome. Struck with fantasy, Rosy's mind began to swirl...***

***As she tapped her baton on the music stand, Conductor Rosy whispered her instructions to the orchestra. She then turned to the audience, they fell silent.***

***"Welcome," Rosy greeted, "to the symphony orchestra's 'A night to remember'! I am your conductor, Rosy Custer. As always, we here at the symphony orchestra like to begin our concerts with 'The Star Spangled Banner' as a chance to remember our veterans who have given their very lives to protect this country."***

***As the song began the audience all stood in one swift motion and put their hands over their hearts. The orchestra played so beautifully that when the anthem ended there were a great many in the audience with foggy eyes. The concert consisted of many beautiful works including compositions by Beethoven, Mozart, Vivaldi, Handel, and Bach. As the concert came to a close the audience began to chant,***

***"Rosy! Rosy! Rosy!" ...***

***"Rosy! Rosy! Rosy! Rosy, wake up! I've been calling you for fifteen whole minutes!" her older sister Miranda scolded as she shook Rosy awake, "your dinner is getting cold!"***

***"What?"***

***"Yeah, and Mom said that if you didn't come and eat that she'd get you herself!"***

***Rosy shuddered at the thought. At a very young age the girls had realized that their mother though very kind, had harsh disciplinary strategies. Without any hesitation Rosy sprinted to the back door leaving Miranda in the dust.***

**After a scrumptious dinner of pork chops and applesauce Rosy was sent upstairs to bed. As she drifted off, she once again began to dream...**

**... Standing in the courtyard of a towering palace, (heh, heh. Towering.) Rosy found herself dressed in a shimmering green gown embroidered with baby pink rose buds. If you saw her all you would think of is a Shakespearean play.**

**"Oh my daughter there you are! I've looked all over the castle for you!" said a rather fat man dressed in rich clothes with a golden crown atop his balding head. "Put on your crown and come to the throne room! You have a visitor."**

**"Yes Papa."**

**As she made her way to the throne room she walked through many corridors, had many a servant bow to her and got the train of her dress burned off by a torch, but she finally made it. As she sat down on her throne a squire called out,**

**"Hail, Princess Rosalina of Argon!"**

**The curtain doors of the throne room then opened to reveal an old man with a long white beard a grey robe that went down to his feet and a tall pointed cap.**

**"Your Highness," he greeted with a courtly manner and bowed a low bow, "it seems that you have a problem; I have discussed it with your father and he gave me leave to fix it as long as you agreed to it also."**

**"And what would that be sir?"**

**The man's eyes began to swirl.**

**"Imagination is a very destructive thing. Sadly it is something you have in abundance." He said with a serpentine air.**

**"I thought it was a good thing."**

**"Princess, don't be a fool. You know very well that it is not a thing to be trifled with but something to handle with caution."**

**"Well, what do you plan to do with it?"**

**"Your Highness, please look into my eyes. Give me your imagination so I can use it wisely. Who knows what would happen if you kept it! Give it to me and be free from it! What do you have to say Highness?" he asked.**

**"I shall." Said she as her eyes came back into focus at the snap of his fingers.**

**"Good," he chuckled, "you will not regret it."**

# **To Be Continued**





**Do you love cake?  
Or sweets in  
general? Then this  
project is for YOU!  
Learn how to make  
a scrumptious treat  
in these simply  
delectable steps  
that will make your  
mouth water!**



## **You Will Need:**

**Betty Crocker  
white cake mix**

**Water**

**Vegetable oil**

**Vanilla extract**

**Almond extract**

**Eggs**

**Pam's non-stick  
cooking spray**

**Icing**



**Now that you've made your grocery run, it's time to throw all those ingredients together (not literally!) and bake a cake!**

**First you will need some prep time. Make sure that you have a clean organized space to work in. Then preheat the oven to the comfortable temperature of 350°. Once you've done that, go ahead and coat your cake pans with Pam.**

**Now we're ready to start mixing! Blend the cake mix in with the water, eggs, oil, and one or two drops of almond and vanilla extract. Pour half of the batter into each pan for even sizing.**

**Put it in the oven for twenty-five to thirty minutes or until firm in the middle. After it is cooked to your liking let it cool for at least thirty minutes. While you wait, grab your icing and put it in the mixer. Whip it until you see holes in the icing. Then put it in a piping bag. (You can add food coloring to it for a fun pattern! Just make sure the colors go well together!)**

**Now here comes the funnest yet trickiest part! Icing the cake. I love icing! It always takes me a long time to do it though. But that's because I like to experiment with all kinds of different patterns.**

**First before we get to that we need to stack the cake. Lay the first half down on your icing platter. Coat the top with a thick layer of icing. Place the second half on top of the icing. Now take you piping bag and fill in the gaps so that the top has a firm base.**

**Now to ice. Before we get into the fun patterns we need to apply a thin white base coat. Once that is finished, we can get down to the fun stuff! Here are some fun ideas to get you started!**

### **Puff line:**

**Get out your most decorative piping bag and go up and down in a line getting thicker and thinner but always keep it touching the cake!**

## Flowers:

**Use the same piping bag you would use for the puff line and swirl it into a little or big swirl starting from the inside and working your way outside. Keep it flat!**

## Sliding dots:

**Ah, my favorite pattern. Make thick dots going vertically down your cake. Then use your icing spatula to (starting from the middle of the dot) pull to icing across about 1 inch. Then add another row of dots next to it on the side where the pulled icing is, and repeat. Continue until the entire cake is covered.**

**Guess what you get to do next. Eat! The moment you've all been waiting for! If you are eating it now, enjoy! If you are waiting I suggest getting a cake box to put it in. If you have siblings, I would also advise you to get a padlock to go with it. If you don't have a cake box don't put it in the fridge! It will dry the cake out and make it taste like sand. As long as you don't leave it out overnight it should be fine sitting on your icing platter. But if you need a long term solution I guess you just need a cake box. You could risk putting it in the freezer but I wouldn't try it.**

**If your cake broke in half when you took it out of the baking pan never fear! As long as one half is still in tact you're good! Just put the broken half on bottom and ice it together! It's that simple!**

**I hope you enjoy this recipe!**






# PIANO

## an acrostic

Play it softly, play it loud  
Interesting music goes round  
At the stove, in the hall, the music visits all  
Never has a more beautiful sound traveled so far around  
Others can not compare to the beauty floating in the air



**Have you ever wanted to play piano but feel like you haven't got the time for it? Or maybe instruments just aren't your thing. You might have something that takes up most of your time and you can't really make a solid commitment. It could just cost way too much money. That's okay. My advice: start small. No, I don't mean a tiny red baby piano. I mean start with a children's beginning book. I recommend starting with, "Alfred's Basic Piano Library: Prep Course; for the Young Beginner". It may sound babyish, but it works. It teaches you to play piano step by step with fun but challenging songs to play. It'll have you tapping your toes and working your brain. If you can't afford a teacher; that's okay! The fast flowing curriculum is easy to teach yourself! If you still don't believe me, chew on this: the lessons aren't very time consuming! Try it! See what you've been missing!**

# Dear Martha

12

Dear Martha,

I have participated in community theater since I was seven years old and have been very successful. Now I am 22 and running out of chances to be in productions. I have also been in a very wide range of musicals including, Mary Poppins, The Little Mermaid, and Beauty and the Beast. Is going to Broadway worth the trouble? How do I get there?

Sincerely,  
Hopeful Actress

Hopeful Actress,

As a fellow theater geek it is thrilling to answer your questions! And with a resume like that, you've got more than a chance! Broadway is a very demanding place but put your best foot forward follow these steps and you're in the big time!

There are certain universities that have a high rate of actors and actresses from their programs on Broadway this very moment such as:

Carnegie Mellon University, College Conservatory of Music, and the University of Michigan. Visit, [www.backstage.com](http://www.backstage.com) for more information.

As for worth I'll let you decide there is no right or wrong answer just opinion.

Break a leg!  
Martha



ARE YOU READY FOR COMPANY?  
If Your House Is Messy And Unorganized  
This Is The Website For YOU!  
For Tips On:  
-Table Setting  
-Furniture Layout  
-Color Choice  
And Much, Much More  
Visit  
[www.decorationstation.com](http://www.decorationstation.com)  
YOUR GUESTS WILL THANK YOU!





# THE CHOIR


Oh how the choir sings its song  
Streams of beauty floating long  
Like the swift Autumn breeze  
Flowing gently through the trees  
Or like a little stream  
Swishing softly on a summer day  
Children quickly rushing down to  
play  
Oh how the choir sings so bright  
Twinkling like a star lit night  
Constellations glitter round  
How the choir makes its sound



A recent CHATTANOOGA GIRLS CHIOR production







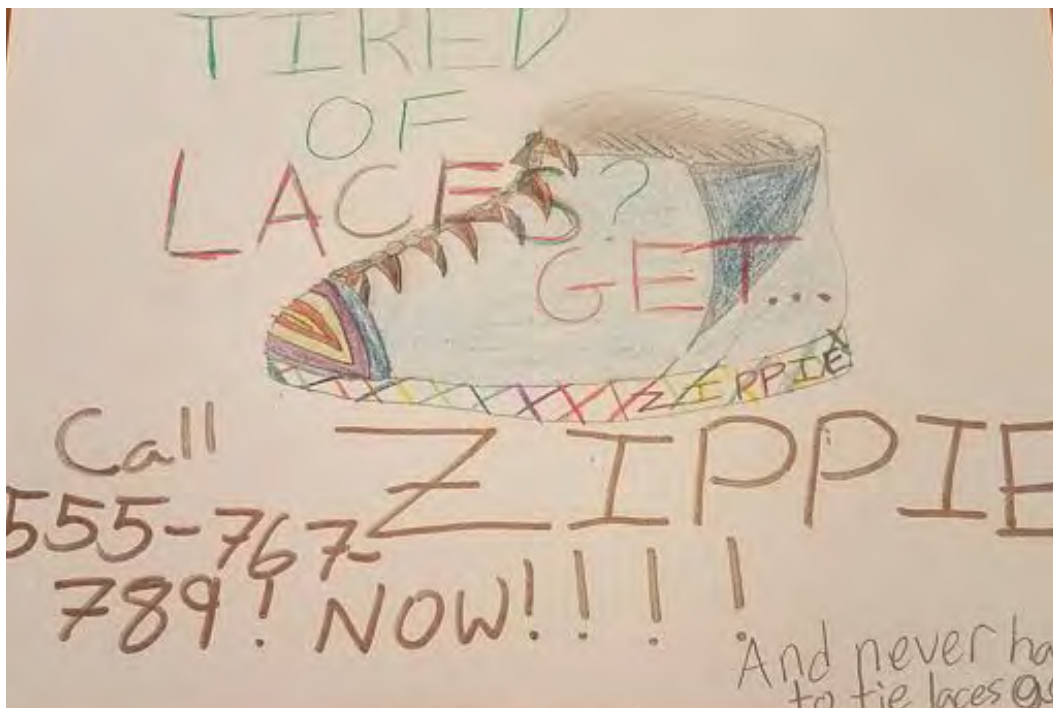

# COR



(a limerick with a special thanks  
to C.S LEWIS)

There once was a prince named Cor  
A Tarkaan came to his door  
He fled on a horse  
To Tashbaan of course  
Found Corin his double there's more!

---



# ONLY \$69.75!

Mention this  
magazine  
and get half  
off!

Or go online  
with promo  
code AE474\*!

# KIDZ CREATE!




**OUR FEATURED ARTIST FOR THIS MONTH IS:**

## Chrystie Cheddar Head

FROM:  
**SWISS CHEESE  
CITY!**  
CONGRATS!

**THANK YOU FOR YOUR SUBMISSION!**  
**YOU CAN ALSO SUBMIT YOUR WORKS AT:**  
**[WWW.REALYFAKEEXAMPLE.COM](http://WWW.REALYFAKEEXAMPLE.COM)**

**WITH HER WORK ENTITLED:**  
**'THE SHADE OF CHEESE'**



'THE SHADE OF CHEESE' BY CHRYSTIE CHEDDAR HEAD

# WORD SEARCH!





## Word Search

Y	P	A	A	E	D	Y	H	H	X
C	A	N	V	A	S	Z	G	P	B
Y	I	C	P	X	U	W	B	C	R
R	N	R	E	Q	X	X	T	A	U
M	T	W	N	P	A	P	E	R	S
T	E	N	C	Z	Y	M	L	T	H
N	H	S	I	Z	N	T	C	S	N
N	A	A	L	P	O	E	T	R	Y
D	R	A	M	A	P	L	X	Y	B
N	E	S	Z	B	L	M	E	U	A

poetry  
paper

pencil  
paint

canvas  
brush

drama  
art



 Education.com  
Lovers & Artists: © 2008 Education.com  
All rights reserved. No part of this publication may be reproduced without prior written permission from Education.com.



# MAKING HISTORY

Stories of extraordinary artists who changed the world!

17

## ***Apelles and the Horses***



# INFO, ANSWERS, AND ACKNOWLEDGEMENTS



## **ABBY -**

**Is a 13 year old homeschooler. In her spare time she enjoys being in musicals, watching TV, drawing and listening to podcasts, playing the saxophone and of course, writing!**

**She would like to thank Mr.S , her mother, father and God for teaching her and helping her and giving her creativity!**



## **MRS. DEBORAH -**

**Is a 43 year old homeschool mom with a knack for teaching Bible and studying Hebrew. She also enjoys cooking, helping the needy and spending quiet Friday nights with her family! She wants to thank God for being all that she needs and Troy (her husband) and Martha (her mother) for supporting her desire to homeschool.**

## **ANSWER KEY**



Education.com  
Lillian & Andrew © Copyright 2013 Education.com  
Build your own custom worksheets at [education.com/worksheets-generator/](http://education.com/worksheets-generator/)



**DID YOU FIND PIERRE'S PENCIL? IT IS ON PAGE 12!**



## ACKNOWLEDGEMENTS



- TO MR. DANIEL SCHWABAUER- FOR MAKING WRITING FUN!
- TO MRS. DEBORAH /MOM- FOR BEING AN AMAZING EDITOR AND PHOTOGRAPHER AND FOR LETTING ME USE HER ELSA WIG.
- TO OLD SOUTH RESTAURANT- FOR LETTING ME TAKE PICTURES AND FOR THE BANANA PUDDING.
- TO MRS. GALA AND THE MARY POPPINS JR. CAST- FOR MAKING IT A MEMORABLE EXPERIENCE.
- TO MRS. MARTHA /GRANDMOTHER- FOR BEING LIKE A SECOND MOTHER TO ME AND FOR TEACHING ME EVERYTHING I KNOW ABOUT PIANO AND BAKING.
- TO MR. TROY /DAD- FOR BEING SUCH A GOOD ACTING COACH/LIFE COACH AND FOR READING MY FAVORITE BOOKS TO ME SUCH AS *NARNIA* AND *LITTLE HOUSE ON THE PRAIRIE*.
- TO MR. JIM /GRANDFATHER- FOR ALLOWING ME TO PRACTICE INTERVIEWING ON HIM AND FOR BEING A WONDERFUL EXAMPLE.
- TO MR. JOSH AND THE CHATTANOOGA GIRLS CHOR- FOR ALLOWING ME TO SING WITH THEM AND BE A PART OF SUCH A WONDERFUL ORGANIZATION.
- TO MRS. JENNIFER - FOR TEACHING ME ALL I KNOW ABOUT DRAWING. (ALL OF THE PICTURES IN THIS MAGAZINE WERE EITHER DRAWN BY ME OR ON PAGES OR TAKEN BY ME, MOM, FAMILY,OR FRIENDS.)
- TO [WWW.EDUCATION.COM](http://WWW.EDUCATION.COM)- FOR THE WORD SEARCH.
- TO MRS. SUSAN AT 'MEMORIA PRESS ONLINE ACADEMY' AND 'FAMOUS MEN OF GREECE' FOR TEACHING ME ABOUT APELLES.
- TO [STORYBOARDTHAT.COM](http://STORYBOARDTHAT.COM) FOR THE COMIC STRIP TEMPLATE (WITH MY ACCOUNT).





# GET ONE YEAR OF ARTISTIC EXPRESSIONS MAGAZINE FOR \$20!



Just fill out this  
form by **July 1st**  
and mail it in!



**NAME:** \_\_\_\_\_

**ADDRESS:** \_\_\_\_\_

**STATE:** \_\_\_\_\_

**ZIP:** \_\_\_\_\_

**PO BOX#:** \_\_\_\_\_

**BIRTHDAY:** \_\_\_\_\_

**DATE OF SUBMISSION:** \_\_\_\_\_

One year  
**free!**

**PLACE  
STAMP  
HERE**



**THANK YOU!**

**ARTISTIC EXPRESSIONS CO.**

ARITISTIC EXPRESSIONS CO.  
SHOW BIZ AVE.  
HUGE APPLE ,NY  
000700080009001

**PAID  
POSTAGE**  
(BY A NON-  
PROFIT  
ORGANIZATION)

SHIP TO:

\*\*\*\*MS. ABONGIGONG AILONG  
17 CONGOASONGTONG RD.  
SOUTH CHINA SEA  
55758595\*\*\*\*

**QUESTIONS,  
COMMENTS?**

**HEAD OVER TO  
WWW.REALYFAKEEXAMPLE.COM  
AND CLICK,  
'DEAR EDITOR'  
WHO KNOWS? YOU MIGHT JUST  
FIND YOUR QUESTION IN OUR  
NEXT ISSUE!**